



# A Plan



for the Future of New York

You Can Say  
Yes  
to Older  
New Yorkers!





# 2017-18 Executive Budget Proposal and the Impact on Older New Yorkers

## STATE OFFICE FOR THE AGING

### Changes to the Community Services for the Elderly (CSE) Program

The CSE program supports multiple service options including transportation, in-home services, meals and case management, among others and serves approximately 122,500 people annually.

*Executive Budget proposal:*

- Removes the 25 percent county share exemption
- Consolidates transportation funding within the CSE program

*What this means:* Removal of the 25 percent waiver is a cost shift to local governments who are already constrained under the property tax cap. This could result in the inability to accept the additional CSE dollars that were enacted in over the past few years and result in fewer older New Yorkers receiving vital services. Further, by moving the \$1,121,000 from the transportation line to the CSE line now subjects all of that funding to the local match, putting these critical services in jeopardy.

There are already over 15,000 older adults statewide on waiting lists for critical community based aging services. Because lengthy waiting lists already exist and will grow as a result of demand generated by both an aging, it is egregious that the budget proposes cuts and cost shifts that put funding for seniors in serious jeopardy.

### Threats to NY Connects

NY Connects provides free comprehensive information on services and supports and continues to expand statewide. Approximately 230,000 people are served annually including seniors and caregivers.

*Executive Budget proposal:*

- The budget proposal shifts support for NY Connects to the Federal Balancing Incentive Program grant and Medicaid Global Cap.

*What this means:* This shift removes NY Connects from the State Office for the Aging (SOFA) budget and puts it under the Department of Health (DOH). The \$3.35 million is not actually lined out or allocated in the Medicaid Global Cap so nothing requires it to go to NY Connects. This could be devastating. NYConnects is the CenterPoint of all aging and long term care services and supports and should remain part of the State funding allocations within the NYSOFA budget.

## Prevention of Financial Exploitation of Older Adults

**Executive Budget Proposal:** The budget cuts \$700,000 in funding for Elder Abuse services, yet includes important language to strengthen the state's efforts to prevent the financial exploitation of older adults that is costing the state of New York upwards of \$1.5 billion annually.

Elder abuse affects an estimated 260,000 older adults annually, and is an underreported crime, with only 1 out of 24 cases reported to the authorities. It is very encouraging that legislation is included in the Executive Budget proposal to address financial exploitation of vulnerable adults, an issue that we have been advocating for several years. However, we were very discouraged that \$700,000 in funding for elder abuse victims' services and for the expansion of Enhanced Multi-Disciplinary Teams (EMDTs) was cut from the State Office for the Aging budget.

## OFFICE OF CHILDREN AND FAMILY SERVICES BUDGET CUTS IMPACT AGING SERVICES

### Threats to Title XX Funds that Support Senior Centers

**Executive Budget Proposal:** New York State receives \$98 million in annual Federal Title XX funding that is allocated to counties. Of this amount, \$66 million is set aside for Adult Protective and Domestic Violence Services, \$5 million supports training activities for county and State staff, and \$27 million for all other services, which counties can use at their discretion to fund certain services. The Budget would require the \$27 million for all other services to be used to support Child Care subsidy costs, enabling the State to maintain the current level of child care subsidies while reducing General Fund costs for the program.

**What this means:** Federal Title XX funds have been used to support senior centers in NYC for decades. NYC will lose \$17 million in Title XX funds, forcing 65 senior centers to close in virtually every Assembly and Senate district. This represents almost 30% of our Neighborhood Senior Centers. 6,000 seniors per day would lose their local senior center and lose access to vital nutrition, socialization and health promotion activities. 1.5 million meals per year will be lost. There will be 24,000 of lost hours of case work assistance for benefits, housing and other needs.

## OTHER ITEMS OF INTEREST

### \$7.4 million Cut for Direct Care Workers

**Executive Budget Proposal:** Discontinue Underutilized Cost of Living Adjustment. Funding was enacted in 2015 to provide a wage increase targeted to direct care workers and direct service providers. DOH and SOFA providers have not adopted this COLA as anticipated, citing the complexity of identifying the targeted workers.

**What this means:** The complexity of the requirements made this funding very difficult to use. However, we strongly disagree that it should be cut, and instead reallocated so that agencies can utilize this funding to support their workers. Further, the state must evaluate how much of the funding from the \$7.4 million was actually utilized before instituting a blanket cut.

## Affordable Senior Housing

*Executive Budget Proposal:* We applaud the addition of \$125M in capital funding (over five years) for affordable senior housing in the proposal, however nowhere in the proposed budget is there language that would create a new program. As part of a statewide affordable senior housing coalition, we will continue to advocate for a new program for affordable senior housing and \$10 million for service funding for a Resident Adviser program.

## Health Care Regulation Modernization Team

*Executive Budget Proposal:* We support the establishment of this multi-stakeholder work group and process for the purpose of recommending ways to modernize the health care regulatory framework. However, we request that the State Office for the Aging be included in this team.

NYSOFA Budget		2016 -17		2017 -18	
		Executive Budget (1-13-16) vs. Enacted 2015-16	Enacted Budget (4-1-16) vs. Enacted 2015-16	Executive Budget (1-17-17) vs. Enacted 2016-17	Enacted Budget (X-X-17) vs. Enacted 2016-17
<b>Programs/Services/Grants</b> Black ink = actual allocation Green & red variance compared to previous year's Enacted Budget					
1	EISEP	\$50,120,000 <b>\$108,000</b>	\$50,120,000 <b>\$108,000</b>	\$50,120,000	
2	WIN (Wellness in Nutrition)	\$27,483,000 <b>\$157,000</b>	\$27,483,000 <b>\$157,000</b>	\$27,483,000	
3	CSE (Community Services for the Elderly)	\$27,933,000 <b>\$137,000</b>	\$28,933,000 <b>\$1,137,000</b>	\$30,054,000* <b>\$1,121,000**</b>	
4	Direct Care Worker (EISEP, CSE & SNAP)	\$7,400,000	\$7,400,000	\$0 <b>(\$7,400,000)</b>	
5	NY Connects	\$3,350,000	\$3,350,000	\$0 <b>(\$3,350,000)</b>	
6a	NORCs	\$2,027,500	\$2,027,500	\$2,027,500	
6b	Neighborhood NORCs *add'l NORCS in MIF budget	\$2,027,500	\$2,027,500	\$2,027,500	
7	Managed Care Consumer Assistance Program	\$1,767,000	\$1,767,000	\$1,767,000	
8	Senior Transportation Operating Expenses	\$1,121,000	\$1,121,000	\$0 <b>(\$1,121,000)**</b>	
9	Social Model Adult Day Services	\$1,072,000	\$1,072,000	\$1,072,000	
10	A. Respite B. Individual respite programs	\$656,000 \$275,500 <b>(\$86,000)</b>	\$656,000 \$275,500 <b>(\$86,000)</b>	\$656,000 \$275,500	
11	HIICAP (Health Ins. Info Counseling & Assist. Prog)	\$921,000	\$921,000	\$1,000,000 <b>\$79,000</b>	
12a	Elder Abuse Education & Outreach (Lifespan)	\$745,000	\$945,000 <b>\$200,000</b>	\$745,000 <b>(\$200,000)</b>	
12b	Expansion of EMDT statewide (Lifespan)		\$500,000 <b>\$500,000</b>	\$0 <b>(\$500,000)</b>	
13	LTC Ombudsman Program	\$1,190,000	\$1,190,000	\$1,190,000	
14	CSI (Congregate Services Initiative)	\$403,000	\$403,000	\$403,000	
15	Caregiver Resource Centers	\$353,000	\$353,000	\$353,000	
16	Association on Aging in NY Education & Technical Assist.	\$250,000	\$250,000	\$250,000	
17	State match for federal grants	\$175,000	\$175,000	\$175,000	
18	RSVP	\$216,500	\$216,500	\$216,500	
19	Livable NY/Community Empowerment	\$122,500	\$122,500	\$122,500	
20	Enriched SADS NYSADSA	\$122,500	\$122,500	\$122,500	
21	Foster Grandparents	\$98,000	\$98,000	\$98,000	
22	Patients' Rights Hotline (Statewide Senior Action)	\$31,500 <b>(\$31,500)</b>	\$63,000	\$31,500 <b>(\$31,500)</b>	
23	Additional funding for Individual Organizations	\$0 <b>(\$1,062,000)</b>	\$1,205,000	\$0 <b>(\$1,205,000)</b>	
<b>TOTAL</b>		<b>\$129,860,500</b>	<b>\$132,797,000</b>	\$120,189,500	
Versus prev. year <i>Enacted</i> Budget		<b>(\$977,500)</b>	<b>\$1,959,000</b>	<b>(\$12,607,500)</b>	

\*25% Local Match Waiver eliminated

\*\*Transportation transferred to CSE



# A Plan for the Future of New York

## MODERNIZING LONG TERM CARE SERVICES AND SUPPORTS FOR OLDER NEW YORKERS

Currently, 20 percent (3.7 million) of NYS residents are 60 years of age or older for the first time in history, and due to longer life and the aging of the baby boom generation. The "age wave" will accelerate during the next three decades. With more people living longer than ever before, the State faces both a challenge and an opportunity. By 2025, 51 counties will have 25% or more of their population over the age of 60.

New York State must have a comprehensive plan to address the millions of older New Yorkers now and the thousands that will turn age 60 over the next few years. Waiting lists for community based long term care services already exist and will only continue to grow without adequate funding and a strong infrastructure.

Our citizens who are just above the Medicaid level should not have to go without a nutritious home delivered meal, personal home care, transportation or case management as they age in place in their homes. The community based long term care services provided by the 59 county bases Area Agencies on Aging and the 1,200 community based partner organizations.

**Between 2015 and 2016, local funding for aging services increased by \$25 million whereas state funding for these same services has only increased by \$3 million.**

As non-profit organizations dedicated to supporting the work of the aging services network, we present the following plan.

### NYS Aging Service Network

- Comprised of 59 county based Area Agencies on Aging (AAAs)
- Over 1,200 community-based partner organizations (subcontractors)
- Provides cost-effective, non-medical long-term services and supports in the homes and communities of at-risk older adults
- No Wrong Door/NY Connects statewide advertising campaign will result in a significant increase in the demand for community-based services

#### Aging Network Prevents Nursing Home Admissions *SOFA Community Living Program Grant results*

- 89% of 114 participants did NOT enter a nursing home during the program
- The actual monthly cost for all 114 participants was \$253,764-compared to \$788,538 if these individuals had spent down to Medicaid and either entered a nursing home or received home care.

## Modernizing New York's Aging Network A \$177 million Plan for the Future of New York

### NY CONNECTS - NO WRONG DOOR (NWD) SUSTAINABILITY - \$28 MILLION ANNUALLY

The federal BIP (Balancing Incentive Program) grant provides funds to expand and enhance NY Connects so that it becomes New York's No Wrong Door (NWD) for information and assistance for long term services and supports for both Medicaid and non-Medicaid individuals. The roll-out of the State's NWD has begun, but a fully functional, reliable NWD system for accessing unbiased information and assistance on long term services and supports will depend on a commitment of funding -- \$28 million annually -- by New York State.

### COMMUNITY SERVICES FOR THE ELDERLY (CSE) – ADDITIONAL \$24 MILLION ANNUALLY WITHOUT LOCAL MATCH

There are over 15,000 older adults on waiting lists. Community Services for the Elderly (CSE) funds are used for a wide array of programs and services: transportation, adult day services, in-home care, and personal emergency response systems, among others. The additional \$7.5 million added over the past two years has helped reduce waiting lists and ensure older New Yorkers receive critical community based-services, but waiting lists still exist and will likely grow as a result of demand generated by both an aging population and the expansion of NY Connects/NWD.



### ELDER ABUSE - \$10M ANNUALLY

The hidden crisis of elder abuse is under-recognized, under-reported and under-prosecuted. According to one New York State study, 260,000 cases of elder abuse go unreported each year, and for every one case of elder abuse reported, 23 cases are unreported. Financial exploitation is the most common form of elder abuse with only one out of 44 cases reported.

Community-based programs are on the front lines for connecting with elder abuse victims. They educate older adults about elder abuse prevention; provide social and legal services; link victims to resources, such as law enforcement and APS; work with families; help victims access public benefits; and run victim support groups.



The Rochester-based Enhanced Multi-Disciplinary Team (EMDT) model program has recovered more than \$500,000 for financial elder abuse victims - more than the previous 10 years combined. Funding to expand and sustain EMDTs throughout the State is crucial.

The NYS Office of Children and Family Services recently released (2016) a report, "***The NYS Cost of Financial Exploitation Study***." Thirty-one local Adult Protective Service agencies, Lifespan of Greater

## A Plan for the Future of New York

Rochester and the NYC Adult Protective Services unit participated in the study. The data collection included the service agency costs, public benefit costs as a result of the exploitation and actual victim losses. It is estimated that the total monetary value of assets taken from older adults within a single 12-month period are as high as **\$1.5 billion**.

### NEW YORK ELDER CAREGIVER SUPPORT PROGRAM - \$25 MILLION ANNUALLY



The additional funding proposed would build on the existing Elder Caregiver Support Program and provide for enhanced services for the four million-plus family caregivers in New York State whose voluntary unpaid care is worth an estimated \$32 billion annually. The New York Elder Caregiver Support Program, offered through the State's area agencies on aging (AAAs), provides a multifaceted system of support services for informal caregivers of older adults. Among the services offered are: respite (a top workforce issue), with home care and adult day care; one-on-one counseling; support groups; training; and education through public presentations at the community level.

### TARGETED EISEP - \$25 MILLION ANNUALLY WITHOUT LOCAL MATCH

The Targeted Expanded In-home Services for the Elderly Program (TEP) will build on the successful EISEP system and provide communities with enhanced tools to divert nursing home placement through intensive case management, additional home care, community-based services and maximization of family supports, targeting older New Yorkers who are at imminent risk of Medicaid spend-down and nursing home placement.

### HOME CARE WORKER SHORTAGE

Older consumers on waiting lists are due to a lack of adequate funding to the network of area agencies on aging and their subcontracted licensed home care providers. In addition, these agencies are challenged by the home care worker shortage. In a recent survey of Association on Aging in New York members there were approximately **over 1,000 individuals, approved and waiting for over 6,507 hours** of in home personal care services. **These consumers were unable to be served due to funding challenges and workforce shortage issues by the personal care service agencies.**



### TRANSPORTATION - \$2.5 MILLION ANNUALLY

In order to achieve the state's goals of proper discharge planning, care transitions, reduction of hospital readmissions, and population health; it is important seniors are able to get to their medical appointments. Waiting lists for transportation have increased dramatically over the past year. In addition, there are maintenance and operation needs on existing vehicles. As we look towards the



future, there are also many innovative transportation and mobility models that could be explored by localities. Many AAA and nonprofit aging network partners utilize a volunteer based assisted transportation program while others have incorporated a system of paid drivers and mobility managers. Adequate funding is needed to expand and enhance these existing systems and ensure they are able serve the growing demand for rides for older New Yorkers.

### AGING SERVICES WORKFORCE INVESTMENT - \$35 MILLION OVER 2-3 YEARS

New York State's aging services network has historically relied on volunteers to deliver its Health Insurance Information Counseling Assistance Program, Long Term Care Ombudsmen Program and Home Delivered Meals program. While volunteers are and will always be critically important to the aging network service delivery system, volunteers cannot be a substitute for professional staff. The aging services workforce needs to be strengthened and expanded.

### EXPAND POOL OF CASE MANAGERS STATEWIDE BY 500 OVER 2-3 YEARS - \$35 MILLION



In addition, 700 senior centers across NYS provide integral health and wellness programs, such as evidenced-based preventative health programs, but these centers lack funding support from the Federal and State governments. They need funding to sustain and enhance their staffing and programs as well as strengthen their infrastructure to serve the increased needs – and numbers – of older New Yorkers.

Individuals receiving services through the aging network are assessed to determine a care plan and cost sharing. With a shift in demographics from young to old, and a concentration on data analysis, area agencies on aging will require a new and expanded pool of case managers and Licensed Master Social Worker (LMSW) professionals.

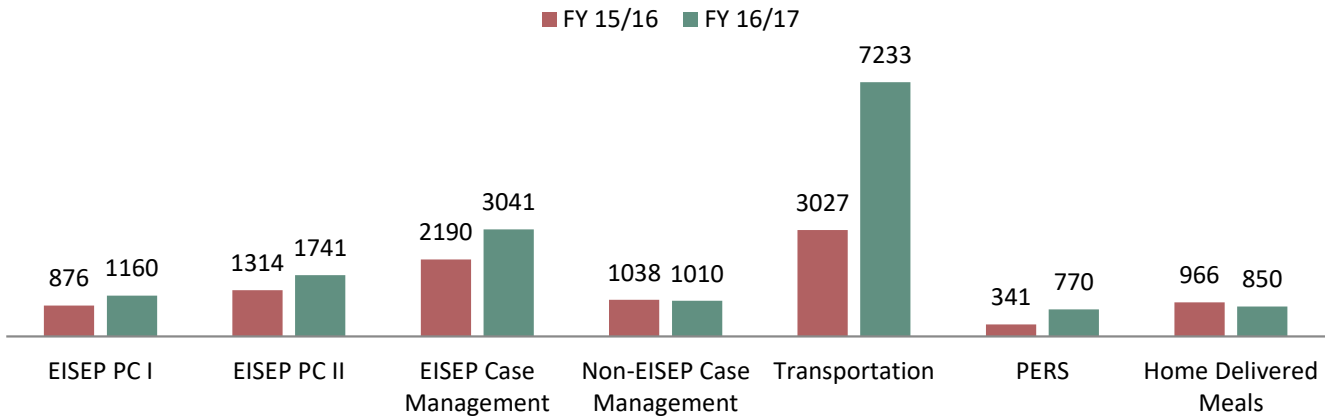
### TECHNOLOGY UPGRADES - \$1 MILLION ANNUALLY

The aging network's IT systems are aging and in need of software and technology upgrades. State-of-the-art program management software should be utilized throughout the aging services network in order to increase efficiency and better coordinate services.

### NETWORK STAFF CORE COMPETENCIES TRAINING - \$500,000 ANNUALLY

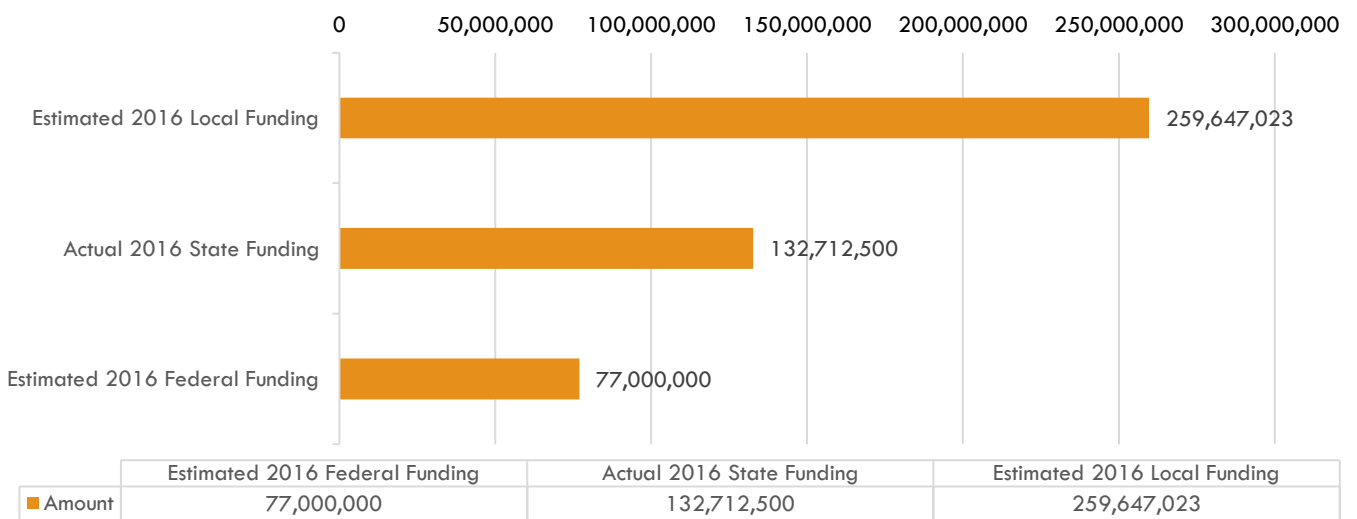
To support a growing number of older adults, caregivers and persons of all ages with disabilities, ensuring that the aging services network meets basic core competencies is a priority. These funds will help to develop a comprehensive core competencies training program for those working in the network.

### No. of Older New Yorkers on Wait-Lists for Services



Source: AAA Reported to the Association on Aging in New York

### NYSOFA Administered Funds by Funding Source



Source: New York State Office for Aging

### FOR ADDITIONAL INFORMATION:

Association on Aging in NY	LiveOn NY	Lifespan
Mike Romano, President (315) 798-5456	Allison Nickerson, Executive Director (212) 398-6565 ext. 225	Ann Marie Cook, President/CEO (585) 244-8400 ext. 109
Tim Nichols, Executive Director (518)449-7080	Bobbie Sackman, Director of Public Policy (212) 398-6565 ext. 226	

# OLDER NEW YORKERS: Supporting New York's Economy



## OLDER NEW YORKERS FUEL THE ECONOMY AND CREATE JOBS

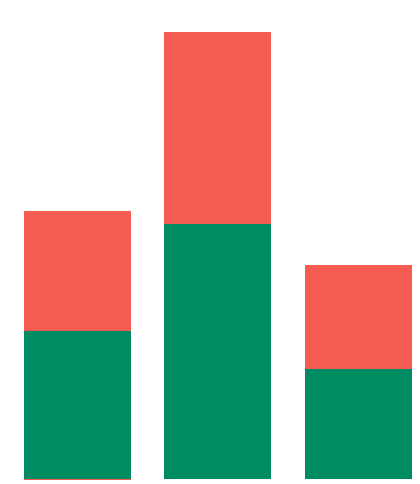
**63%** **BABY BOOMERS** and older adults account for 63% of all personal income generated in New York

**\$37.6 Billion**

**OLDER NEW YORKERS** receive \$37.6 billion from Social Security, averaging a benefit of \$15,000 a year or \$1,300 per month



For every older couple that stays in the state, **1.5 jobs** are associated with supporting them.




For every \$1 of Social Security received in NY, \$1.93 of economic input is generated. In fact, because older adults spend locally, Social Security generates \$87.2 billion in economic output for New York.

## OLDER NEW YORKERS PROVIDE VITAL UNPAID CAREGIVING SERVICES

**4 Million** There are over 4 million family caregivers in New York providing unpaid care for a loved one, contributing an estimated 2.7 billion hours annually.



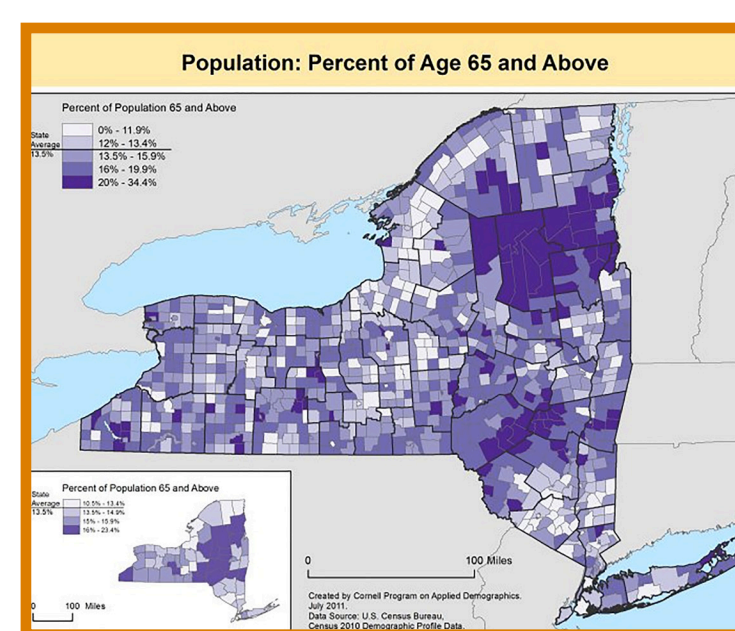
New York directly benefits from these unpaid caregiving services by an estimated \$32 billion annually.



There are over **125,000** grandparents raising their grandchildren in New York.

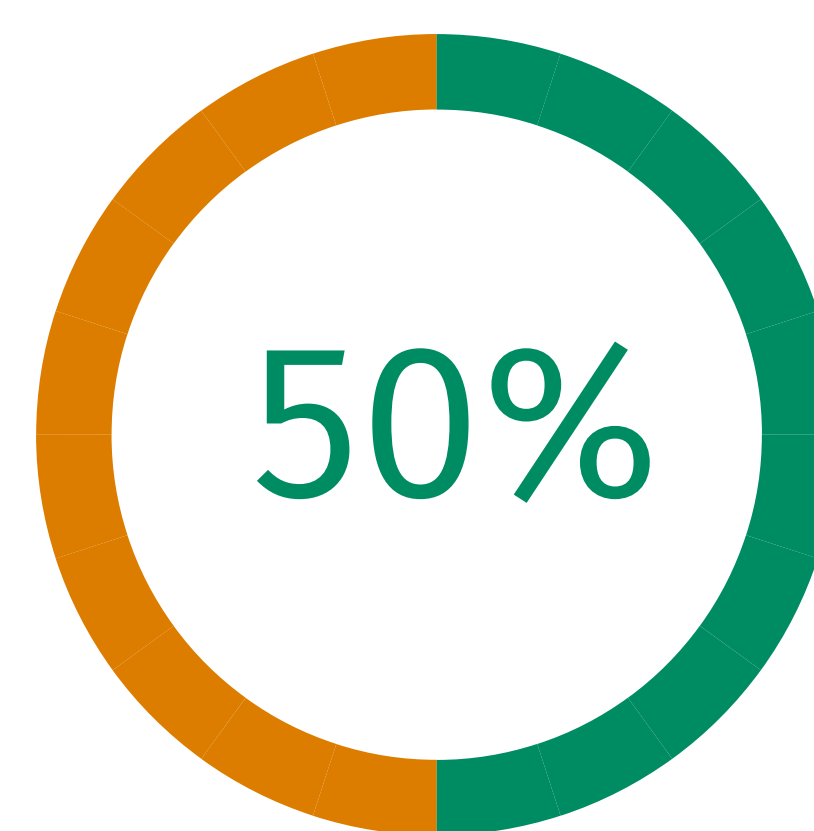
## 51 Counties

By 2025, 86% of counties will have 25% or more of their population, whereas only 14 counties had over 25% of their population over 60 in 2015.



The population of New Yorkers age 60 and over is growing:

- 2015: nearly 4 million
- 2040 (projected): 5.6 million



In NYC alone, immigrants currently make up almost 1/2 of the city's total older adult population.

## OLDER NEW YORKERS VOLUNTEER IN THEIR COMMUNITIES

**700,000** older New Yorkers

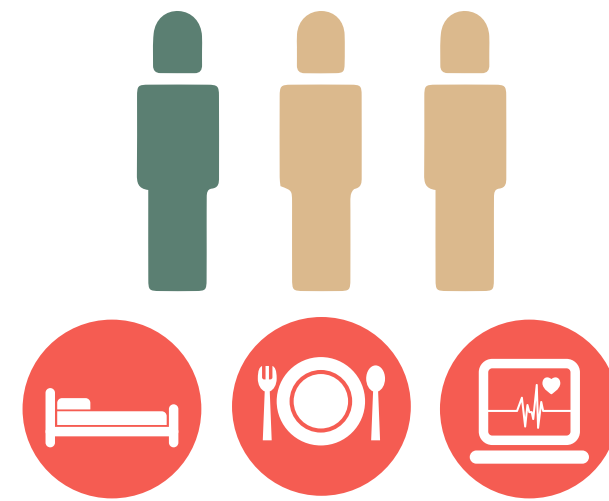
contribute 119 million hours of service at economic value of \$3.35 billion



# THE DIFFICULTIES OF GROWING OLD IN NEW YORK

## OLDER NEW YORKERS STRUGGLE TO MAKE ENDS MEET

**1 in 3 older New York City residents** are poor, struggling to afford food, housing, medication, and other basic necessities.



**11%** 11% of older New Yorkers live below 100% of the Federal Poverty Level (FPL)

**15.6% of older New Yorkers** all above the Medicaid level yet are still ineligible for certain public benefits which means they face similar economic pressures to those living in poverty.

At least one out of three seniors in New York City experiences food insecurity.

**FINANCIAL EXPLOITATION** costs New York upwards of \$1.5 billion annually.

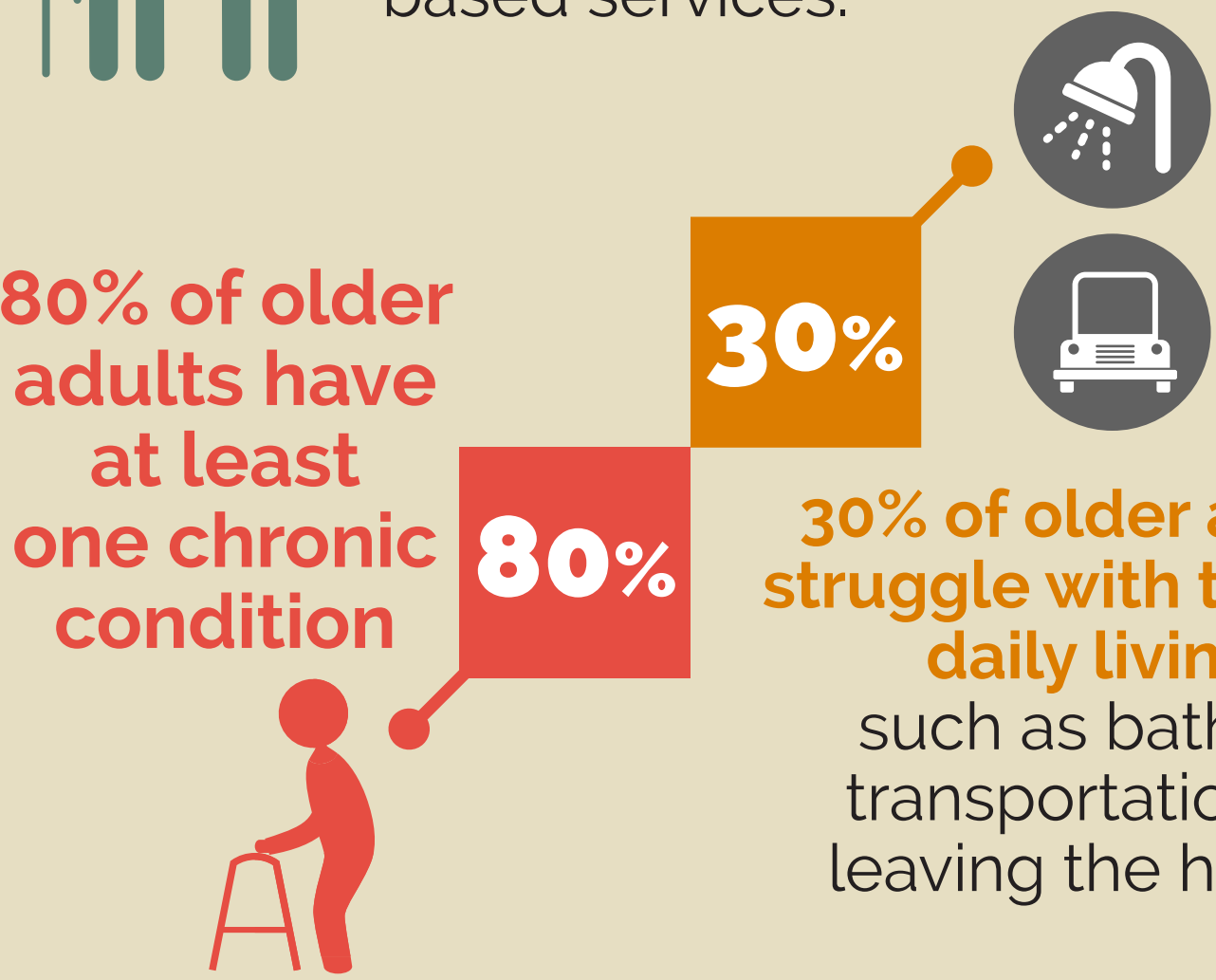
## OLDER PEOPLE EXPERIENCE FINANCIAL EXPLOITATION

**An astounding 260,000 older New Yorkers statewide are currently experiencing elder abuse.** For every one case of elder abuse reported to an authority, 24 cases go unreported. For financial related elder abuse, that number rises to 1 in 44.

**27%** 27% of currently working New York voters age 50+ are not confident they will ever be able to retire.

## SENIORS ARE LANGUISHING ON WAITLISTS FOR SERVICES

There are nearly **16,000** older New Yorkers on waiting lists for vital community based services.



## SENIORS ARE ISOLATED

Loneliness surpasses obesity as a predictor of early death.

Some older adults have no regular contact with others: The New York Times quotes one isolated senior as stating that "the telephone conversation was the first time she had spoken in more than a week."



**27%** of older adults assessed by aging service providers met criteria for major depression.

**50%** Almost half of older women age 75 and older live alone.

## CAREGIVERS ARE IN CRISIS

Access to affordable elder care is the workforce issue of the 21st century, particularly for women. In fact, **80%** of older New Yorkers that are caregiving for older family members and friends are women.



**1/5** Close to 1/5 of New York caregivers reported that their household income is below \$20,000.

**63 hours** New York caregivers report spending an average of 63 hours a week providing care.

More than one-third of caregivers over the age of 50 report quitting their job or reducing their work hours





# A Plan



## for the Future of New York

You Can Say  
**YES**  
to Older  
New Yorkers!

Support Older New Yorkers who are  
the Anchors of your Communities

**A \$177 million plan for  
the future of New York  
to Modernize the Aging  
Services Network:**

a. NY Connects Sustainability **\$28 million**  
annually

b. **Community Services for the Elderly**  
- **\$15 million** annually without local match

c. Family Caregiver Support Program  
- **\$25 million**

d. **Elder Abuse Prevention and Victims'**  
**Services - \$25 million**

e. Aging Services Workforce Investment  
- **\$35.5 million** over 2-3 years

f. **Hire case managers statewide by 500**  
**over 2-3 years - \$35 million**

g. In-Home Services for the Most Vulnerable -  
**\$25 million** without local match

h. **Transportation - \$2.5 million** annually

i. **Technology Upgrades- \$1 million** annually

**LiveOn NY**  
Making New York a better place to age

**Association on  
AGING  
in New York**

**Lifespan**  
Take it on!

### THE AGING NETWORK IS THE SAFETY NET FOR NEW YORK'S SENIORS

New York's 59 county based Area Agencies on Aging and over 1,200 community-based partner organizations support older New Yorkers through:

- Case management for homebound seniors
- Meals on Wheels
- Senior Center Meals
- Health promotion and wellness promotion in seniors centers
- Adult Day Programs
- Transportation
- Elder Abuse prevention and support services
- Nutrition counseling & education
- NY Connects including counseling, benefits and application assistance
- Health Insurance Information, Counseling and Assistance (HIICAP)
- Homecare services
- Evidence Based Interventions, such as fall prevention
- Volunteer opportunities
- Caregiver support services for those caring older adults, older adults caring for adult children with disabilities, grandparents raising grandchildren

### MODERNIZATION OF THIS SYSTEM IS FAR OVERDUE

**Between 2015-2016**, local funding for aging services increased by \$25 million whereas state funding for these same services has only increased by \$3 million.

**local funding**  **\$25 M**

**state funding**  **\$3 M**

# Association on Aging in New York

Association on Aging in New York: Our Association represents the 59 mostly county-based Area Agencies on Aging (AAAs), also known as the Offices for the Aging, throughout New York State.

These agencies design, fund, and coordinate programs that maintain seniors in their homes, postponing the need for more medically intensive and costly health care services. The local planning process of AAAs ensures that government dollars are utilized effectively and efficiently.

## LiveOn NY

LiveOn NY's mission is to champion the rights of older adults to make New York a better place to live. Founded in 1979, we are at the forefront of shaping the future of aging by developing new ideas that take the form of advocacy, policy and program development. We have a membership base of over 100 organizations that provide more than 600 community based programs, which range from individual community-based centers to large multi-service organizations. Our policy, advocacy and research focus on issues critical to older adults and the direct services we provide have an immediate impact on those in need. We also support community programs by providing capacity building assistance, educational opportunities and serving as an incubator where aging services can come together to share information and exchange ideas.

## Lifespan of Greater Rochester, Inc.

Lifespan of Greater Rochester helps older adults and caregivers take on the challenges and opportunities of longer life. Lifespan is a trusted source of unbiased information, guidance and more than 30 services and advocacy for older adults and caregivers. We also provide training and education for allied professionals and the community and serve over 30,000 people/year. Lifespan operates the NYS Elder Abuse Coalition and the NYS Caregiving & Respite Coalition and operates NY Connects for Monroe County.

